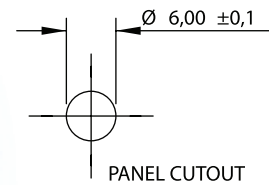


# Q-SERIES 6mmØ Panel Mounting LED Indicator

## Product Specification

### Distinctive Features and Specifications

- 6mm panel mounting LED indicator
- 3mm coloured diffused epoxy lens or 3mm water clear super bright LEDs
- Bright chrome, black chrome or satin grey bezel finish
- Prominent, recessed and flush bezel styles
- 2VDC – 28VDC
- (2.0 x 0.5) terminals, pins or (200mm long) wire terminations
- IP67 sealing option (EN60529)
- Supplied with fixing nut and spring washer



NB: UL Recognised Component

### TECHNICAL SPECIFICATIONS

Switch Voltage	Operating Voltage V <sub>op</sub> (Min to Max)	Operating Current   <sub>op</sub> (Typical All Types)
2VDC (No Resistor)	1.8 to 2.5VDC	20mA
12VDC	10.8 to 13.2VDC	20mA
24VDC	21.6 to 26.4VDC	20mA
28VDC	25.2 to 30.8VDC	20mA

Intensity (Typical) at   <sub>op</sub> Standard	Prominent and Recessed (all voltages)	Flush (all voltages)
HE Red	40mcd	10mcd
Green	40mcd	8mcd
Yellow	30mcd	8mcd
Blue	65mcd	8mcd
White	100mcd	15mcd
Bi-colour (Typical) (Red/Green)	20/15mcd	10/8mcd

The colour is changed by reversing the polarity of the supply voltage.

Super Bright	Prominent and Recessed (all voltages)	Flush (all voltages)
HE Red	3,500mcd	500mcd
Green	2,000mcd	350mcd
Yellow	900mcd	140mcd
Blue	550mcd	200mcd
White	600mcd	150mcd

Luminous intensity will be reduced with lower operating current.

**Max Reverse Voltage:** 5V

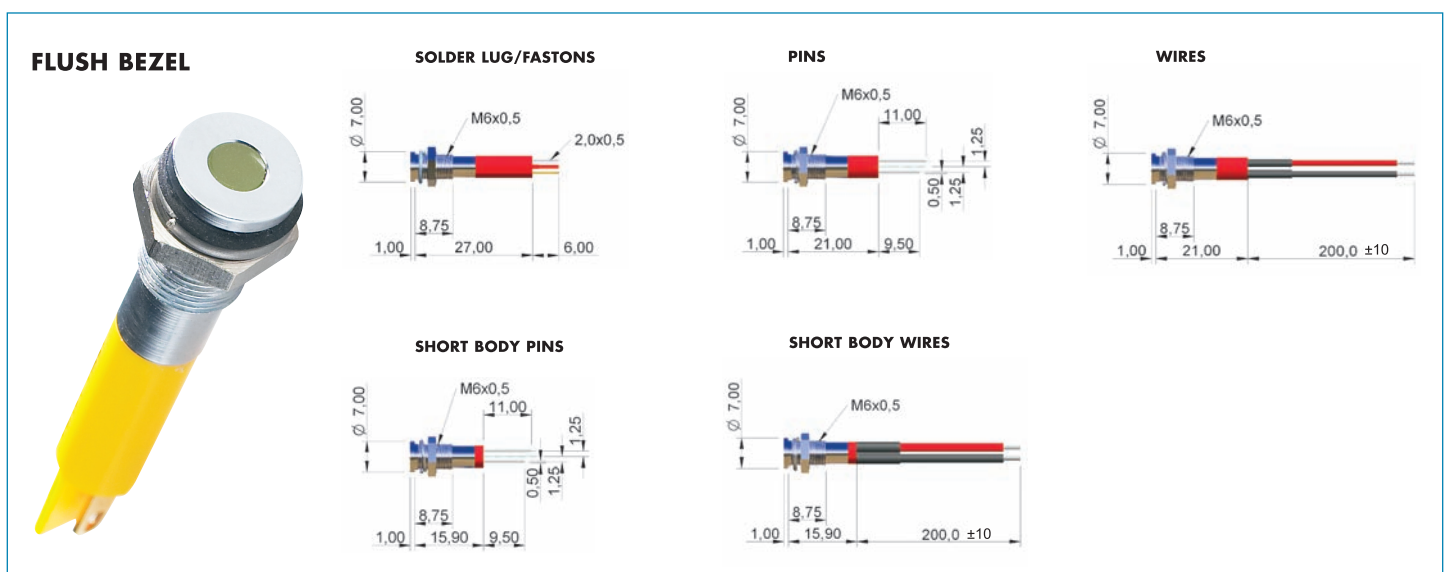
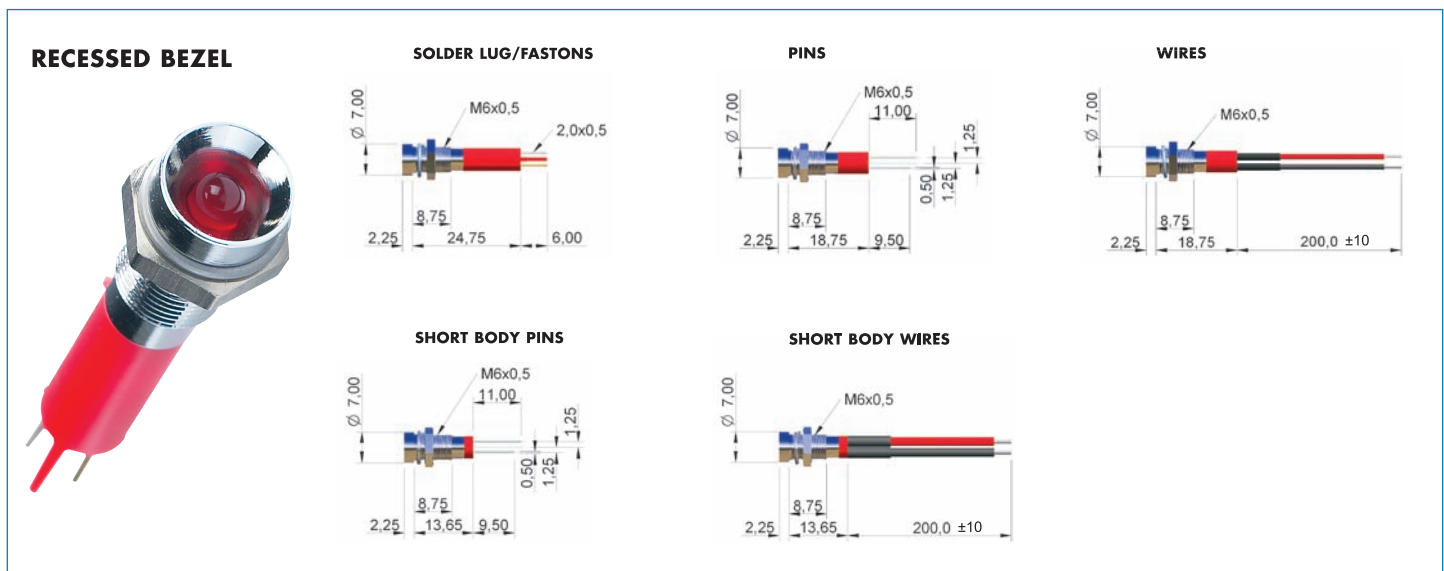
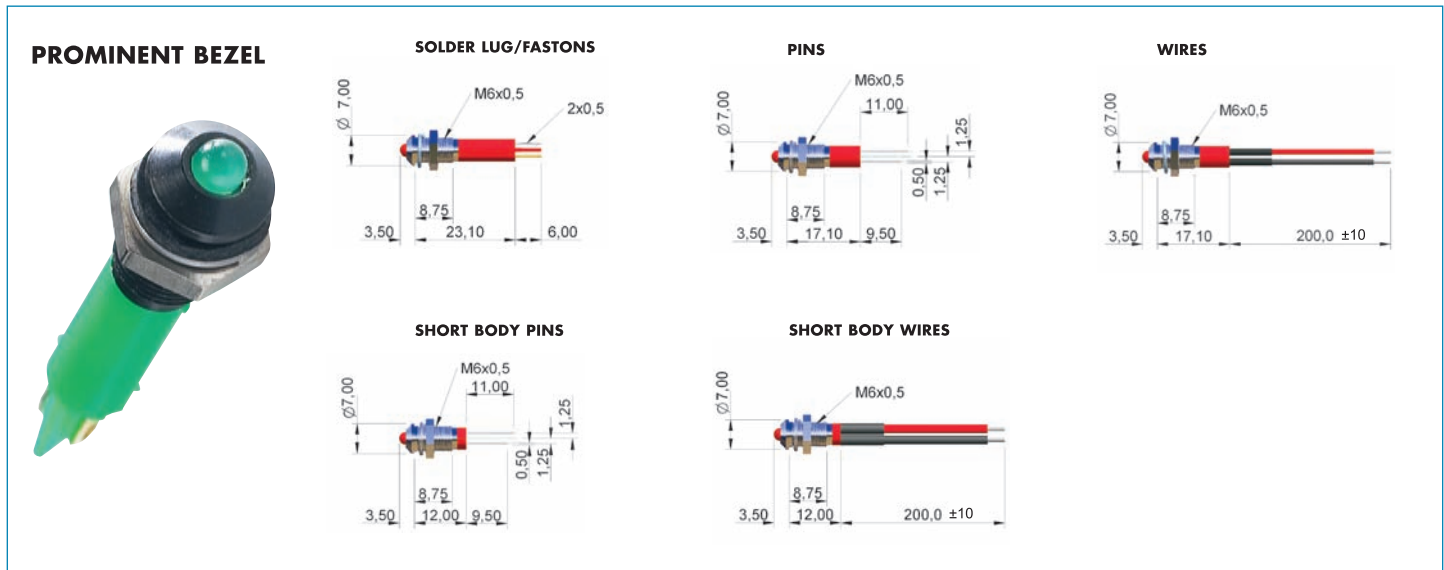
**Viewing Angle:** 100° (dependant on model)

**Life Expectancy:** 100,000 hours

**Operating Temperature Range:** -40 to +85°C

Note: The operating voltage must not be exceeded by more than 10% as this will result in reduced life expectancy.  
The company reserves the right to change specifications without notice.

# Q-SERIES 6mmØ Panel Mounting LED Indicator Technical Drawings



Note: The company reserves the right to change specifications without notice.

[www.apem.com](http://www.apem.com)

# Q-SERIES 6mmØ Panel Mounting LED Indicator

## Order Overview

### STANDARD OPTIONS

The Q6 Series is available with a range of standard options, to specify your LED, simply choose one option from each column. An example is shown below.

Q	6	P	1	B	XX	G	12	E
SERIES	MOUNTING HOLE	BEZEL STYLE	TERMINALS	BEZEL FINISH	TYPE OF ILLUMINATION	LED COLOUR	VOLTAGE	SEALING
Q	6 = Ø6mm	P = Prominent R = Recessed F = Flush	1 = Solder Lug/ Fastons (2.0 x 0.5) 2 = Pins 3 = Wires 6 = Short body Pins 7 = Short body Wires	C = Bright Chrome B = Black Chrome G = Satin Grey	XX = Fixed Light KK = Flashing Light YY = Bi-colour	R = Red G = Green Y = Yellow B = Blue W = White SR = Super Bright Red SG = Super Bright Green SY = Super Bright Yellow SB = Super Bright Blue SW = Super Bright White RG = Red/Green RY = Red/Yellow GY = Green/Yellow	02 = 2VDC 06 = 6VDC 12 = 12VDC 12A = 12VAC/DC 24 = 24VDC 24A = 24VAC/DC 28 = 28VDC 28A = 28VAC/DC	(Blank) = Unsealed E = IP67

#### Example Q6P1BXXG12E

Ø6mm, prominent bezel, solder lug terminals, black chrome finish, fixed light, green, 12volt DC LED, IP67 Panel Seal



- Gold Faston terminal denotes Anode (+), silver terminal denotes Cathode (-)
- Standard wire length is 200mm, red wire denotes Anode (+), black wire denotes Cathode (-) for other wire lengths consult APEM
- For LEDs with alternate voltages consult APEM
- Bi-colour LEDs, by connecting the gold Faston (+) one colour is produced, by reversing the supply voltage another colour is produced – Bi-colours are available up to 28VDC
- Take care when soldering to the Faston terminals
- Short body options are only available up to 24VDC
- Maximum panel thickness 7mm
- For behind panel epoxy sealed options please contact APEM